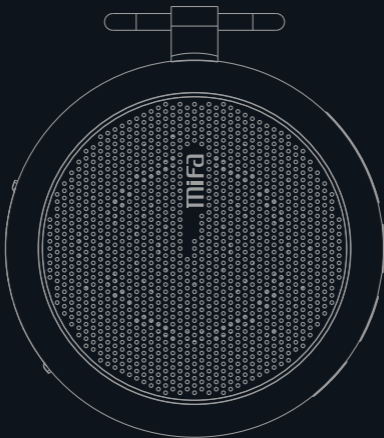


Mifa



YOUNG FOREVER

F1

Bluetooth Speaker

USER MANUAL ▶

LISTEN.MIFA
THE MUSIC POWER TO
YOUR DEEP HEART!

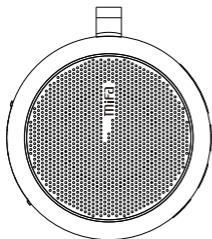


JUST ENJOY



- ◆ Please use and store this product at room temperature
- ◆ Do not expose this product to rain or wet conditions
- ◆ Do not throw and drop this product to avoid product damage
- ◆ Do not self-dismantling ,repair and transform the product
- ◆ Do not use chemical solvent cleaning the product
- ◆ Please don't arbitrarily discarded or placed the lithium battery in the fire in order to avoid the risk of explosion

- ⊙ With wireless Bluetooth technology , support handsfree function
- ⊙ Support one button Bluetooth reconnection
- ⊙ Play APE/FLAC format high quality audio files stored in SD card
- ⊙ Play MP3/WMA/WAV format audio files stored in SD card
- ⊙ SD card reader function and USB sound card.
- ⊙ Automatically power off when there is no operation in 10 minutes in SD card mode,except for Bluetooth mode.
- ⊙ Support IOS system ringtone playing, others are default tone



Bluetooth speaker 1pc




USB cable 1pc



Hook 1pc

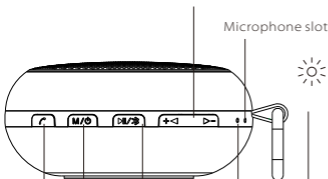


User manual 1pc



Warranty Card 1pc

- V-**:Previous—Short press to previous song/Press and hold to decrease the volume
V+:Next—Short press to next song/Press and hold to increase the volume

**LED indicator****Power on:**

Blue light flashing,ready for Bluetooth pairing,paired continuous blue.

Pause: Blue slow flashing

Playing mode:Blue LED light flickering

Max.volume: Blue LED light flashing

Charging: Continuous red, die out while full charged While out of power, the red light flashing

Play/Bluetooth Key

Pause/Play Key

Press and hold to disconnect with the current Bluetooth device,short press again to reconnect with the device that connected last time.

Power on/Mode key: Press and hold for 3 seconds to power on/off

Short press enter into Bluetooth mode → TF (Micro SD)card mode (Micro SD card requires an SD card inserting first) → USB sound card mode Switch in turn(Connecting with computer with the USB cable)

Call answer key: When call coming, short press to answer or hang up the call, press and hold to reject the call.

Built-in slot:

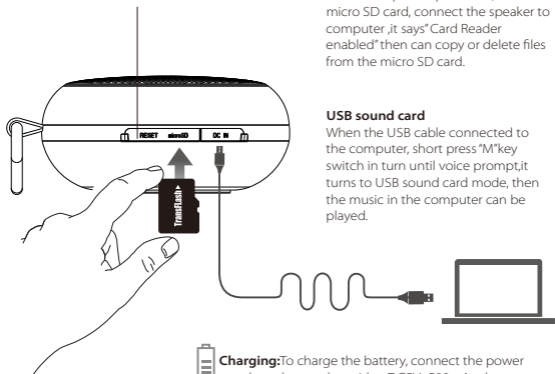
Reset the speaker

**Data transfer**

When the speaker power off, insert micro SD card, connect the speaker to computer ,it says"Card Reader enabled" then can copy or delete files from the micro SD card.

USB sound card

When the USB cable connected to the computer, short press "M"key switch in turn until voice prompt,it turns to USB sound card mode, then the music in the computer can be played.



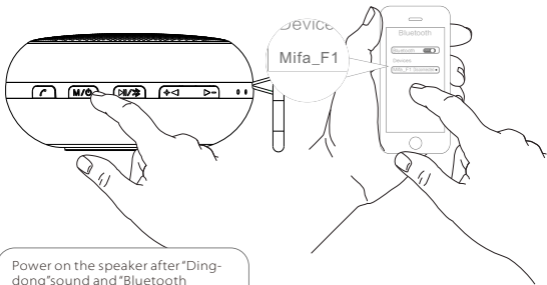
Charging:To charge the battery, connect the power supply to the speaker with a DC5V~500mA adaptor , or connect to USB outlet.

Micro SD card slot

When the speaker power on,insert micro SD card,there is a voice prompt"SD card enabled",then it will play the music stored in micro SD card.

If needed,short press"M"key to switch to other modes.

Pairing with the devices that with Bluetooth function.



Power on the speaker after "Ding-dong" sound and "Bluetooth enabled", blue light flickering, allow pairing a Bluetooth device.



Turn on the Bluetooth device, set it to "discover" the Mifa_F1, then locate the Bluetooth device list, select the device named "Mifa_F1" and then start to connect.



When pairing is complete, blue LED light remains steadily on



Wireless range up to 10M, environment causes the difference.

Notes:

- 1, The default password is "0000"
- 2, The speaker will auto-connect the last paired device when it powers on.
- 3, If want to connect other devices, press and hold "M/F" to disconnect first and then the speaker is discoverable and ready to pair a new device.

Basic parameters	
Speaker type	Portable Bluetooth Speaker
Speaker system	Mono
Active/Passive	Active
Operate mode	Button
Main Features	Wireless Bluetooth music playing, Hands free, One button Bluetooth reconnection, Micro SD card music playing, USB sound card, Card reader
Storage type	Max.32GB micro SD card
Power supply	Built-in 1100mAh lithium battery
	DC5V-500mA USB adaptor
Technique Parameters	
Loudspeaker	2 inch + Suspended passive radiator
Output power	4Ω 3W
Frequency Response	80Hz~18KHz
Bluetooth version	2.1+EDR
USB specification	USB2.0 compatible with USB1.1
Playing function	
File format	APE、FLAC、WAV、WMA、MP3

Product size : W81×D81×H38mm

Product weight : 202g(including the lithium battery)

Problems	What to do
Paired Bluetooth device will not connect	1.Restart the speaker
	2.If need password , please input "0000"
Music play hang up	Please check the Bluetooth connection valid distance or if something cut off the signal
File format fault	1. Check if the SD card format is right (the speaker just can support FAT 32 format SD card)
	2.Check if the music file format store in TF card is right ,the speaker just can support APE/FLAC/WAV/WMA/MP3 format files
Speaker indicates a connection ,but is not playing music	1.Check the volume of speaker
	2.Check if the speaker is in mute or pause
Speaker will not turn on	Check if the battery is low
System halted	Reset the speaker
Bit Rate	MP3: 8Kbps-320Kbps WMA: 32Kbps-384Kbps
	APE: 600Kbps-1400Kbps FLAC: 600Kbps-1400Kbps
	WAV: 32Kbps-1200Kbps



MIFA INNOVATIONS LLC Hotline : 4007-881-899
www.mifalife.net Designed in US Made in China

©2014 MIFA all rights reserved .The product and the packaging trademarks or registered trademarks of MIFA INNOVATIONS LLC in the united states or other countries .All rights reserved . Other trademarks and trade names are registered mark of their respective owners . MIFA INNOVATIONS LLC for any errors that may occur in this manual does not undertake any responsibility. The information contained in this manual are subject to change no prior notice.